


14 in 1 hydra facial machine



Cooling Handle



Exfoliate Handle



Led light Handles*2



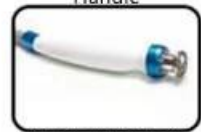
Auto Microneedles Handle



Ultrasonic Handle



Bubble Handle



Microdermabrasion Handle



RF Handle



Cleaning Handle



Eye Ultrasound Handle



Ion Spray Handle



Vacuum Handle



High Frequency Handle



3 Poles RF Handle



The Heads of Microdermabrasion Handle*12



The Heads Of Cleaning Handle*7



Waning

Dear user:

Thanks for using our company's product in order to fully make use of the products, we sincerely suggests follow:

- ◆ Please read the instruction in detail and keep it well for further reading and consulting.
- ◆ Please follow the instruction to fit and operate the machine correctly.
- ◆ Please do not remove and change any accessories of the machine.
- ◆ It forbids others to open and remove the mainframe except the authorized people in the company
- ◆ It forbids others to change and maintain the machine except the professional people.
- ◆ Please contact us if there is any trouble during operation.

This product does not belong to medical, please don't use for disease treatment!

IMPORTANT: before starting the equipment correctly, please follow the installation instructions. Any damages caused by incorrect operations will void the warranty.

SAFETY INFORMATION:

Thank you for choosing our products! This user instruction is specially designed for the safety of you and others. Please read the instructions carefully before installing or using the machine and follow them when using.

1.1 Electrical Safety

- Before installing the machine, make use that your local electric network complies with the voltage and frequency indicated on the tag on the rear panel. Otherwise, the machine may be damaged in case of excessive current or voltage rise.
- Never touch the machine with damp or wet hands or feet.
- It is dangerous to change or try to modify the function of this machine in any way.
- Do not attempt to operate this unit if the power cord has been frayed or broken
- Do not spill water or other liquids into or on to your unit.

During long periods of non-use, disconnect the unit's main power

1.2 Safety Rules When Installing

- Place the machine on a stable and secure base. It should not be subjected to any jolts or vibrations.
- Never expose the unit to too high nor too low temperature
- NEVER EXPOSE THE UNIT TO RAIN OR ANY OTHER HUMIDITY.
 - DO not expose the unit to direct sunshine or install the unit close to a source of heat (central heating, radiator...) otherwise the screen may be damaged.
 - Do not cover or block the ventilator behind the unit

1.3 Safety Rules When in Use.

Well clean areas to treat before treatment.

Never touch the machine with damp or wet hands or feet.

- Never place the cavitation hand piece on the liver, kidney area

INTRODUCE OF THE FUNCTION


1. Hydro dermabrasion

Hydro dermabrasion (Hydra Facial) -the latest in skincare technology. Hydra dermabrasion utilizes the natural healing powers of water and oxygen to effortlessly exfoliate the skin without the use of hard crystals or abrasive textured wands, generating deeply hydrated and healthier looking skin.

Application

- 1 Rejuvenate sun damaged skin-face, neck, shoulders, back, arms and legs
- 2 Reduce age spots.
- 3 Minimize of blotchy skin coloring
- 4 Reduce acne and superficial scars from past injury
- 5 Remove blackheads and white heads
- 6 Reduce oily skin
- 7 Improve overall skin health





2.Spray treatment

Mechanism of spray oxygen

Operating steps

1. Clean skin deeply.
2. Click the "Spray gun "on as Figure.5 shows,
3. You can set the operation time on Figure.3
4. Mix 2:3 drip SPA essential oil diluted with purified water into small cup of the o2 spray water should be about 2/3 of the cup, and then tighten the lid tightly. Oxygen sprayer can only with liquid products, other states product will cause pinhole jam.
- 4 Beautician hold the spray gun, press the control button to release oxygen, And pull backwards to spray water mist.
5. Spray oxygen from top to bottom starting from the forehead to the neck, careful not to spray into the eyes or nose, iii the spray oxygen process, the beautician can appease, lift up, stretch wrinkles with the other hand, more helpful for nutrition products penetrate the skin, strengthen skin elasticity, spray rate should depend on the guests' absorb state of oxygen.

Cautions

The product should be liquid when using oxygen sprayer.

2.Avoid spraying into mouth or nose when spraying oxygen.

3.Clean the small cup and the pipe inside the sprayer every time use it, to avoid jam.

Clean method:

pour the purified water into the small cup, and press the control button and then pull back towards.

1.Supply nutrients and moisture for the skin rapidly, smooth skin, lightening stains, improve chlorosis, dull conditions, make skin rosy, white, Iran spa rent, tender, tightening indeed, with special spa oils will be better

3.Vacuum pen

Vacuum pen is use vacuum/suction to suck the blackheads from the pores , makes our pores more cleaner . And our vacuum pen is in new technique that can be massage our skin during working , because it is not always in suction, it will suck on and off , good for lymphatic drainage and active our cells .

4.Bio micro current

Micro current is a safe and effective technology for clients who wish to attain maintain a healthier and younger looking appearance.

Benefits:

Non-invasive facelift

Reduce and eliminate fine lines and wrinkles

Improve skin circulation

Improve hyper pigmentation and acne

Increase product penetration

5. Photon light (PDT)

The general introduction of PDT:

Praised as "Magic light" Photon dynamical instrument is a biological active cold light, and not produce heat. It applies low-energy and unique optical technology to skin care and treatment, natural and gentle; has prominent effects, low Lethal and no side effect.

It fits skin nurse specialist's fit for all kinds of skin,

especially useful for seriously irritated skin, acne skin and has notable effect for those in sub healthy state to recover and do skin protection and treatment.

Photon dynamical nurse therapy is a new technology, using the photon power to do skin maintenance and treatment, transfer light energy to cell energy, then accelerate cell growth and blood circulation, stimulate fiber cells to produce collagen proteins, increase skin elasticity and take important part in rehabbing aging and acne skin, lightening flecks, skin upgrade and tighten and easing burnable skin.

Application:

1. Improve symptoms such as aging and loosening skin, big pore, slender wrinkles.
2. Improve pigmentation pathological changes, such as freckle, sunburn, senile plaques.
3. Improve dark complexion caused by bad metabolism or poor circulation.
4. Repair and nurse the damaged skin.
5. Do detumescence, inflammation diminishing and scar elimination treatment for oil acne effectively

6. High frequency

High frequency function is beauty salon acne-prone skin treatment good assistant of the high frequency current heating can penetrate the skin fiber, promote the blood circulation, help skin absorb nutrition, eliminate waste, the heat can relax nerves, helping solvents penetrate the skin, reduce skin secretion, and sterilization, the role of promoting wound healing, effect is remarkable. 1 use a special ultraviolet radiation for local or punctiform light, have antiseptic effect, accelerate style skin wound healing. 2 remove surface spots, acne and treat black spots.

7. Diamond dermabrasion

Operating steps

1. Clean skin and make it dry.
2. According treated parts to choose appropriate Diamond dermabrasion working head, and connect it into diamond dermabrasion handle.

Turn on the Power switch[3]. Make the function converting switch[15] to "n".

3. Turn 6 vacuum adjusting knob to regulate the vacuum pressure. According to the hip, turning it to the clockwise is MAX, turning it to the counter clockwise is MIN. The beautician should consider the nursing part and make sure the guests can accept the pressure.

4. Confine the treatment area, and beautician hold the diamond dermabrasion handle to move closely on skin back and forth, with the finger moves with it.

Cautions

1. Do not to use when there is sensitive skin, swelling, injury, inflammation.
2. Keep your skin in a good condition after treatment, use care products which are gentle and no harm, pay

more attention to sun block.

3. Do not do shaving or use scrub until three days later.

Another diamond dermabrasion care must be in 30 minutes later.

8.face Ultrasonic

Features

- 1 Ultrasonic waves with deep penetration are produced by high-frequency oscillation of 1 million times per second. It is a kind of special instrument that emits a kind of waveform that can be transmitted by surrounding medium. It has more powerful energy than ordinary sound waves. It has high frequency, good directionality, strong penetrability and large expansion force..
- 2 Due to the strong high-frequency oscillation, it can soften and massage the skin cells, promote the blood circulation of the human micro-vessels, accelerate the metabolism and activate the skin cells, and help absorb nutrients
- 3 skin high-frequency micro-massage, can also eliminate the aging cells and discharge toxins to reduce wrinkles, with a variety of beauty products or medicines, can achieve a variety of problems skin treatment, improvement.
- 4 The safe frequency of ultrasound can also cause the resonance vibration of the cells themselves, consume fat and improve cell water absorption and water saturation, so that the skin can restore clear gloss and elasticity.
- 5 Ultrasonic high-frequency micro massage can eliminate the aging cells and discharge toxins to reduce wrinkles. If combined with other cosmetics or medicines, it can achieve various problems of skin treatment and improvement.

9.Skin scrubber

use of ultrasonic technology will change to 28000 times per second of electric shock waves to 28000 times per second of mechanical vibration wave the muscles of the body to me have osmosis.Can make skin more deep cells produce excited,so long as you use this instrument is used together with the corresponding potions or essence effect,can quickly eliminate shading wrinkles whelk courteous layer,able to pore dirt thoroughly clean skin,make skin shining white,recover the flexibly

10.eyelid ultrasound

Through the principle of electromagnetic wave conduction, the water molecules in the body can rotate and rub to generate heat. It mainly makes use of the property that the collagen in the dermis can contract immediately at the temperature of 42 degrees to 68 degrees, so that the loose skin can be pulled tight, and the aging and damaged collagen layer can be repaired at the same time, so as to instantly tighten the skin around the eye.

11.Three pole rf

Radio frequency currents flow through the tissue to generate heat, which heats the skin tissue. By directly focusing on the subcutaneous fascia layer, the polar water molecules in the fascia layer are subjected to 40 million times of wave phase resonance (frequency 40.68MHz) per second through rapidly alternating electromagnetic field, and the friction between water molecules generates heat, and then the whole layer of SMAS fascia is heated accurately and uniformly to 60-65 °C.

12.Ice hammer

- 1, cold compress to reduce eye edema.

2. Cold compress shrinks pores and tightens skin.

3, after the sun, beauty, MTS, sensitive redness, cold compress for cooling and redness.

4, mask and essence at the same time cold compress machine massage into, cold compress to help absorption.

Daily care of ice hammer beauty instrument

1. When applying water cream, part of the nutrients can not be absorbed into the skin and evaporate. When this time, the use of cold compress instrument can lock up the water and improve the absorption content of water.

2. When applying facial mask, the Cooler-Face cold compress device -Face will make the skin absorb nutrients better. It should be noted that the mask should not be applied for a long time, and the use time should be controlled within 20 minutes.

13.Magic bubble

Magic active oxygen bubbles have very strong decomposition and oxidation resistance, can generate oil low concentration active oxygen gas, through active oxygen physical and chemical principle, deep clean the skin, anti-inflammatory sterilization effect active oxygen bubbles with sterilization, disinfection, decoloring, clean effect, can be opposite the sterilization and hand skin, in addition to mites, whitening, clean effect, at the same time, promote the blood circulation, activate cells.

14.Micro needle

The ultra-fine needle on the micro needle is used to transfer high nutrition ingredients to the deep skin to achieve the effect of skin maintenance. Micro needle operation can also make the skin more delicate, white and tender, can also achieve the role of shrinking pores.

Spray mist

Spare parts List:

High frequency		Hydro dermabrasion on handle and 8tips		Ultrasonic face	
Spray mist gunl		vacuum pen		Hot and cold hammer	
Bio micro current		Photon light		Electric micro needle	
Shovel knife		Diamond dermabrasion		Main machine	
Note the oxygen lance		eye ultrasound		Three pole rf	
Others	Power supply line and seal ring etc.				

Install:



1. Micro needle
2. Diamond carving
3. Three pole rf
4. BIO
5. Diamond carving
6. Detox and suction pen
7. Note the oxygen lance

8. Bubble Pen
9. Ocular ultrasound
10. Facial ultrasound
11. Ice hammer
12. Magic bubble
13. Shovel knife
14. High frequency

15. High frequency adjustment
16. Vacuum adjustment
17. Flow regulating
18. switch
19. Touch screen
20. Concentrate bottle
21. Filter
22. Cooling mouth

* Before operating the machine, please check the connections. Then tum on and off the machine for 3 to 5 times. Then keep the machine running for 5 minutes to check the stability of the machine.

Specifications :

Technology	Hydro dermabrasion Bio micro current Vacuum pen Spray mist gun Photon light Ultrasonic Dermabrasion High frequency Skin scrubber Hot and cold hammer Ocular ultrasound Three pole rf Shovel knife Electric micro needle
Vacuum	>100Kpa
Tech	Hydro dermabrasion , photon light
Max output	250VA
Operate	10.4" Touch screen
Handles	Hydro dermabrasion with 8 tips ,Bio micro current 1 piece, Vacuum pen 3 different sizes, Photon light with 2 handles ,Spray mist gun 1 piece, High frequency 1 piece Ultrasonic 2 piece, Dermabrasion 1 pieces ,Skin scrubber 1 pieces, Electric micro needle 1 pieces ,Hot and cold hammer 1 pieces, shovel knife 1piece, eye ultrasound 1piece, magic bubble 1piece, three-pole RADIO frequency 1piece, Bio micro current 1piece
Voltage	100-240VAC, 50Hz/60Hz
Package size	55 X 52 X 146cm
Net weight	45 KG
Warranty	One year for main machine and 3 months for spare parts

Operating Interface :

1.The main interface is like below



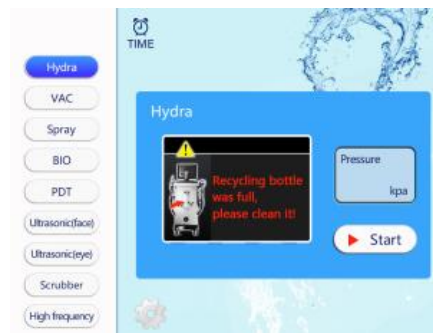
2.please set the time and choose a bottle with liquid



3 .Adjust the water level and vacuum from the knob



4.If the Liquid-collected bottle is full, the system will stop to work, show up on the screen and cause beep.



5. Choose Spray and touch START to begin spray treatment



7. Vacuum pen ,connect the tube to the filter back of the machine touch VAC to ,adjust the proper pressure ,and then click START to begin blackhead remove treatment



6.PDT.adjust ENERGY .and adjust MODE,Choose the right Channel and then touch START to begin PDT treatment



8.Bio micro current,click Bio,then adjust the Model and intensity,click START to begin with Face lifting treatment.



9.ultrasonic face, click ultrasonic face ,and then adjust the mode land intensity,click START to begin.



10.Scrubber, click the scrubber, then click the START,adjust energy on the hand pieces.



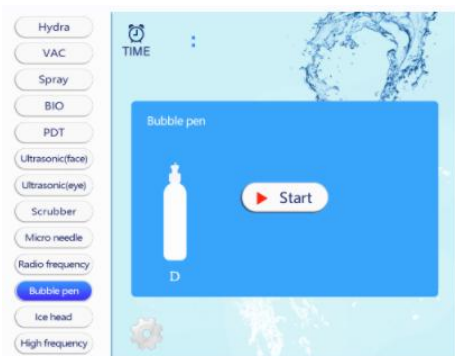
11. High frequency,turn right of the knob of high frequency,then click the START.



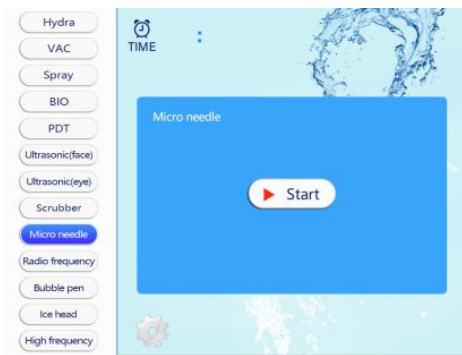
12.Bio-micro-current, Click bio-micro-current, select two or three-pole RF, and then adjust the energy intensity, click START.



13.Magic bubble, click magic bubble, click START



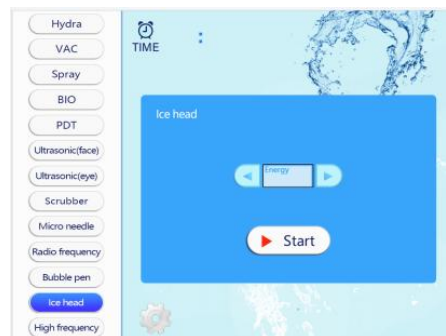
14.Microneedles, click microneedles, click START.



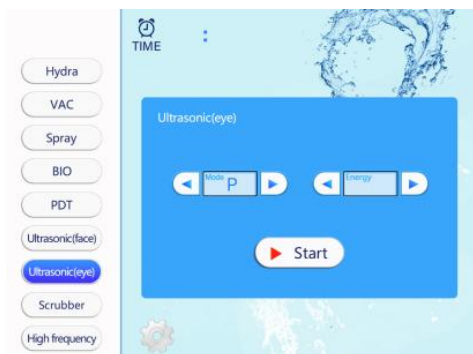
15. Diamond dermabrasion, then adjust the intensity, click START.



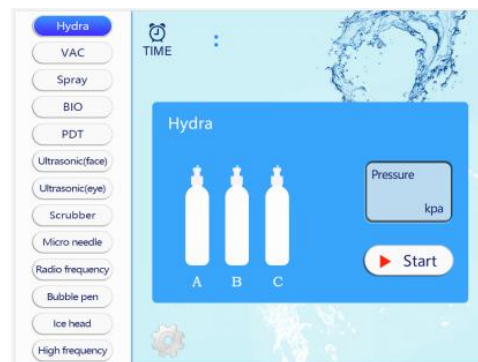
16. Hot and Cold Hammer, click hot and cold hammer, then adjust the energy intensity, click START.



17. ultrasonic eye, click ultrasonic eye , and then adjust the mode land intensity, click START to begin.



18. Hydro dermabrasion ,adjust pressure, click start



CONTRAINDICATIONS

People who has fever, infectious diseases, acute diseases.

- People with heart disease or configured cardiac pacemaker.
- Patients with severe high blood pressure, tumor disease, asthma, deep vein thrombosis, varicose veins, thyroid, cancer, falling sickness.
- People with hemorrhagic disease, trauma, vascular rupture, skin inflammation, skin Disease.
- Pregnant women
- Do not use at the abdomen during menstrual period
- Medical Plastic parts, or parts with metal inside People with an abnormal immune

Symbols and Meanings

Warning Symbol	Meaning
Danger	If used incorrectly will bring the risk of death or serious injury!
Waning	If used incorrectly will cause possibility ill of death or serious injury!
Attention	If used incorrectly will cause personnel injury or damage to the goods!
Danger	Device exists high pressure risk of high voltage output terminals!
Waning	If used incorrectly will cause personnel injury!

*Things damage refers to housing, property, livestock and pet damage.

Contraindications.

1 .The following symptoms were forbidden to use

(1) Patients who used by Heart rate regulator, cardiac pacemaker, ECS;

- (2) The use of artificial bone; Patients with silicosis;

(3) Drunk or high fever patients;

(4) Patients with higher sensitivity mental disease and epilepsy patients

(5) Patients with no independent expression consciousness and can not take care of themselves.

(6) Patients with metal materials in body (including metal teeth), pregnant women, cachexia, malignant tumor.

(7) Severe hypertension and severe patients with cardiovascular and cerebrovascular disease.

(8) Patients with renal failure.

(9) Patients with severe infection

A
Danger

- 2.The following please use under the guidance of professionals
- (1) Women during menstruation;
 - (2) Children;
 - (3) Hemorrhagic disease or trauma, inflammation, skin disease, skin infection;
 - (4) Patients with feeling numb, no response to cold and heat;
 - (5) The immune system has defects, scar formation history, physical disease;
 - (6) The people who has taken face-lifting or her body has artificial thing.

△
Warning

Attention

1. First check the host, accessories, power supply line is broken or not before use.
- 2.Start system, in addition to television, refrigerator, Do not turn on electrical power device at same time.
3. Before use, please take the hearing aid, electronic wristwatch, magnetic card, mobile phone and other things off first. Pay attention to the child's care to avoid touching.
4. During the using process, drink more water based on your physical.
- 5.In case of happen special circumstances or accident, please immediately stop using and consult professionals.
6. Patients with following medical electrical device cannot use this system at the same time.
 - Patients who implantable cardiac pacemaker,heart rate regulator, other electronic devices.
 - Artificial heart lung device and other device to sustain life.
 - Patients with ECG scanner device .
 - Patients with metal materials in body (including metal teeth), using artificial bone.
7. The following user should be agreed by the professionals before using this device.
 - Patients with acute disease.
 - Patients with malignant tumor.
 - Patients with Infectious disease.
 - Pregnancy women.
 - Cardiac disease.
 - Patients with high fever.
 - Being treated or physical abnormalities.
8. Please immediately turn off power supply, stop using if following abnormal situation happened.
 - (1) Water and other matter into the host.
 - (2) Host, power supply line, accessories line and plug etc. occur the abnormal heating, leakage.
 - (3) The sound to be unusual.
 - (4) Abnormal smell, smoke.
 - (5) Any accessories damaged.
 - (6) Natural disasters and earthquake, the sudden thunder
9. When the treatment is finished, please cut off the power supply, be sure to unplug the power plug from the power socket.
10. Please check the power supply line, accessories line carefully every time before use, if found damaged, you should stop using and replacing it.
11. Transportation and storage conditions: Transport according to the requirements of the order contract, the transport process should be to prevent sun and rain; packaged equipment should be stored in relative humidity of not more than 80%, no corrosive gas and ventilated room.

12. The warning mark produce in the specification, its purpose is to enable you to safely and correctly using this device, and to prevent you and others to injury.

Maintenance

- 1 .Appliances and medical equipment close to the machine may be resulting in operational failure due to interference.
2. Prohibit use of the equipment in the following environment
 - Hot and humid environment
 - Dusty environment
 - Environmental with much smoke or steam
- 3.If there comes a failure, please shut down the power immediately, and send it to the distributor or manufacturer for maintenance. Do not repair by yourself.

4. Exclusion of liability.

The Company is not responsible for the following circumstances:

- (1) If fire, earthquake, war occurred;
- (2) The fault of the user, operator error;
- (3) Damage caused by using other method(not included in the use manual).
- (4) Operate without the manual's guide.
5. Do not make the machine close to the wall, keeping a 30CM space around for cooling.

Safety and Environmental Considerations

Hazardous Substances or Elements Contained in the Product

Part Name	Toxic and Hazardous Substance or Element						Remark
	Lead (Pb)	Mercury (Hg)	Cadmium (Cd)	Hexavalent chromium (Cr(VI))	Polybrominated Diphenyls (PBB)	Polybrominated diphenyl ethers (PBDE)	
Plastic parts	o	o	o	O	X	X	
Metal structures ^decorations	X	o	o	O	o	o	
Printed Circuit Assembly	X	o	o	o	o	o	
Power Line	X	o	o	o	o	o	
Plug of Power supply line	X	o	o	o	o	o	
Relay	o	o	X	o	o	o	
Buzzer	X	o	o	o	o	o	

- X Toxic and hazardous substance in at least one homogeneous materials of the part exceeds the concentration limit requirement described in SJ/T11363-2006.
- O Toxic and hazardous substance in all the homogeneous materials of the part is either below the concentration limit requirement described in SJ/T11363-2006 or is not applicable because the part is not used.
- O Products to be discarded after use. Please treat in accordance with electronic and information products recovery, re-use legal regulations.

Technical note:

Hardware structure of the machine parts, injection molded parts, and the majority of electronic components, connectors meet the requirements of the EU and China RoHS directives.Only a few parts as the global technology limitations that may affect product reliability, and not find a substitute for the toxic and hazardous substances, please be assured to use, use under normal conditions will not cause health effects on users.